

ARCHIVES

Here are some historical styles of electrical control boxes that have been used in past projects.

GAS ELECTRIC KIT

G E C - 0 6

Stainless steel floor mounted box.


Part of gas electric grill kit.

60 amp 3 phase 5 wire pin and sleeve receptacle

20 amp 5 wire twist lock receptacle for Ansul system control

L	D	H
14 1/4"	8 3/4"	6 3/8"

If required, please add an additional 4 1/4" to the depth measurement to accommodate the receptacle protrusion.




G E R B - 3 5 5 5

Part of gas electric grill kit.

Gas electric clam relay box

L	D	H
14 1/4"	8 3/4"	6 3/8"




FLOOR MOUNTED POWER BOX

F M P B - 4.5129

Stainless steel floor mounted box.

Will accommodate up to 6 twist lock receptacles

L	D	H
12"	9"	4 1/2"



ELECTRIC VAT FRY STATION KIT


E V F S - 06 - 4 - 02 - 1 - F

Stainless steel floor mounted box.

60 amp 3 phase 4 wire straight blade receptacles

20 amp 5 wire twist lock receptacle for Ansul system control

L	D	H
27 1/4"	9 1/4"	6 7/8"



TOTAL ELECTRIC CLAM GRILL KIT

TECG - 001

Stainless steel floor mounted box.

100 amp 3 phase 4 pin and sleeve receptacle

20 amp 5 wire twist lock receptacle for Ansul system control

L	D	H
14 1/2"	8 3/4"	6 3/8"

If required, please add an additional 4 1/4" to the depth measurement to accommodate the receptacle protrusion.

